



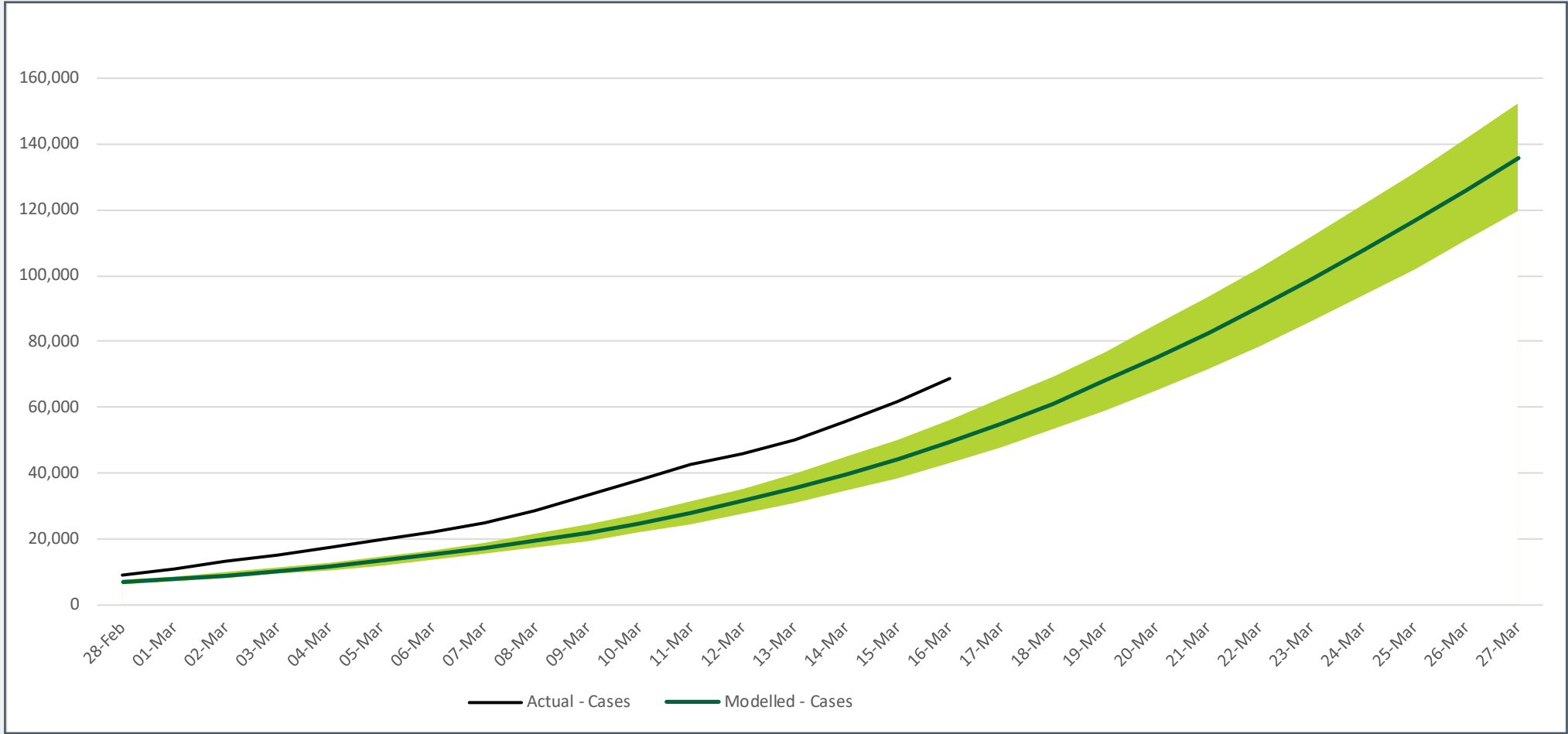
# WA COVID-19 data update: 18 March 2022

## Cumulative cases – model and actual results

Cases		Hospitalisations		ICU		
Week ending	Model	Actual	Model	Actual	Model	Actual
6 March	13,659 – 16,729	21,677	57 – 90	70	4 – 10	5
13 March	30,966 – 39,829	49,414	133 – 212	173	11 – 23	9
20 March	64,975 – 84,896		312 – 502		28 – 52	
27 March	119,437 – 152,230		632 – 1,035		60 – 108	

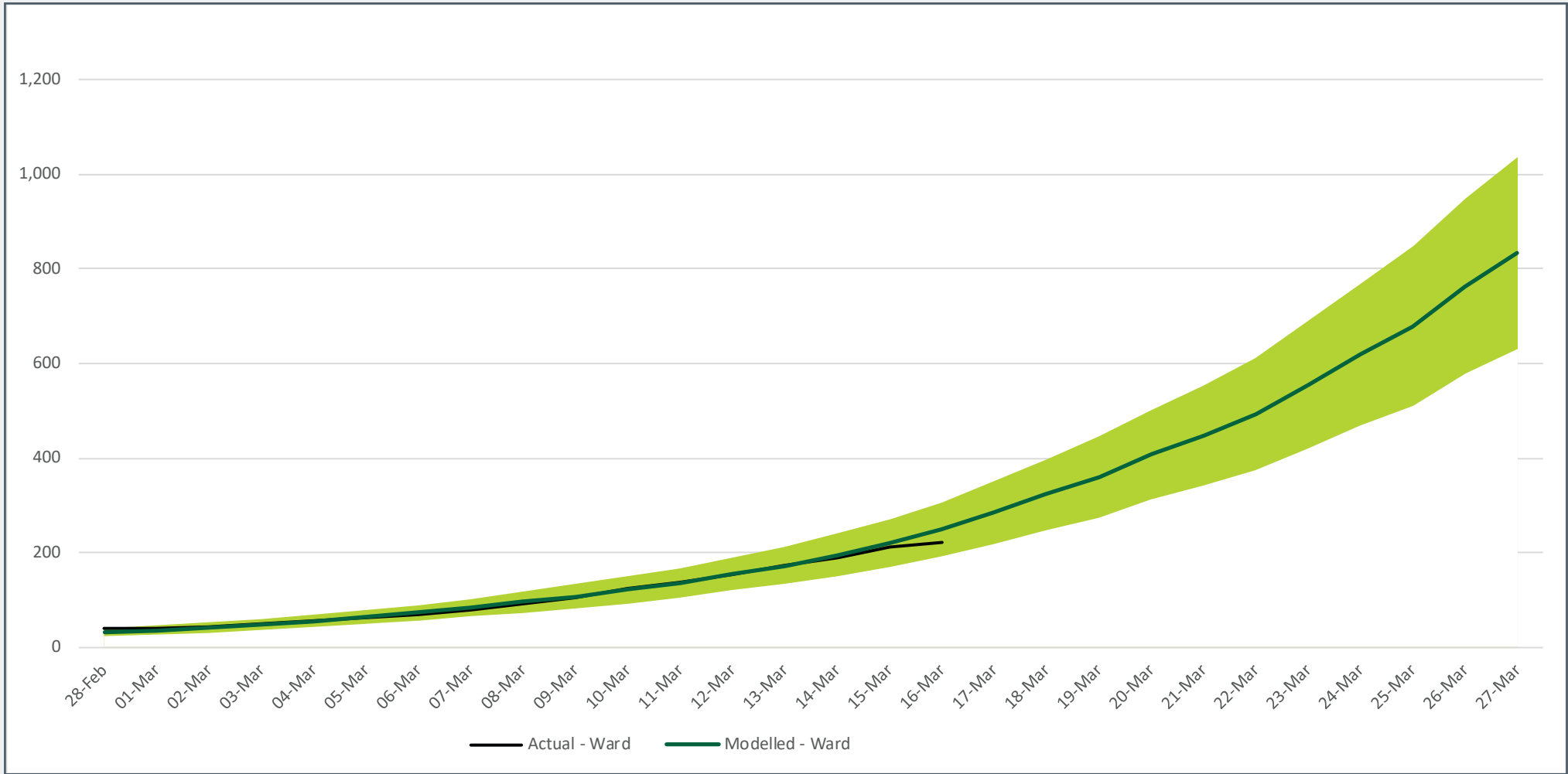
Includes local and interstate and overseas acquired cases  
Cumulative data is provided from 6 February 2022

## COVID-19 cases actual vs scenario modelling



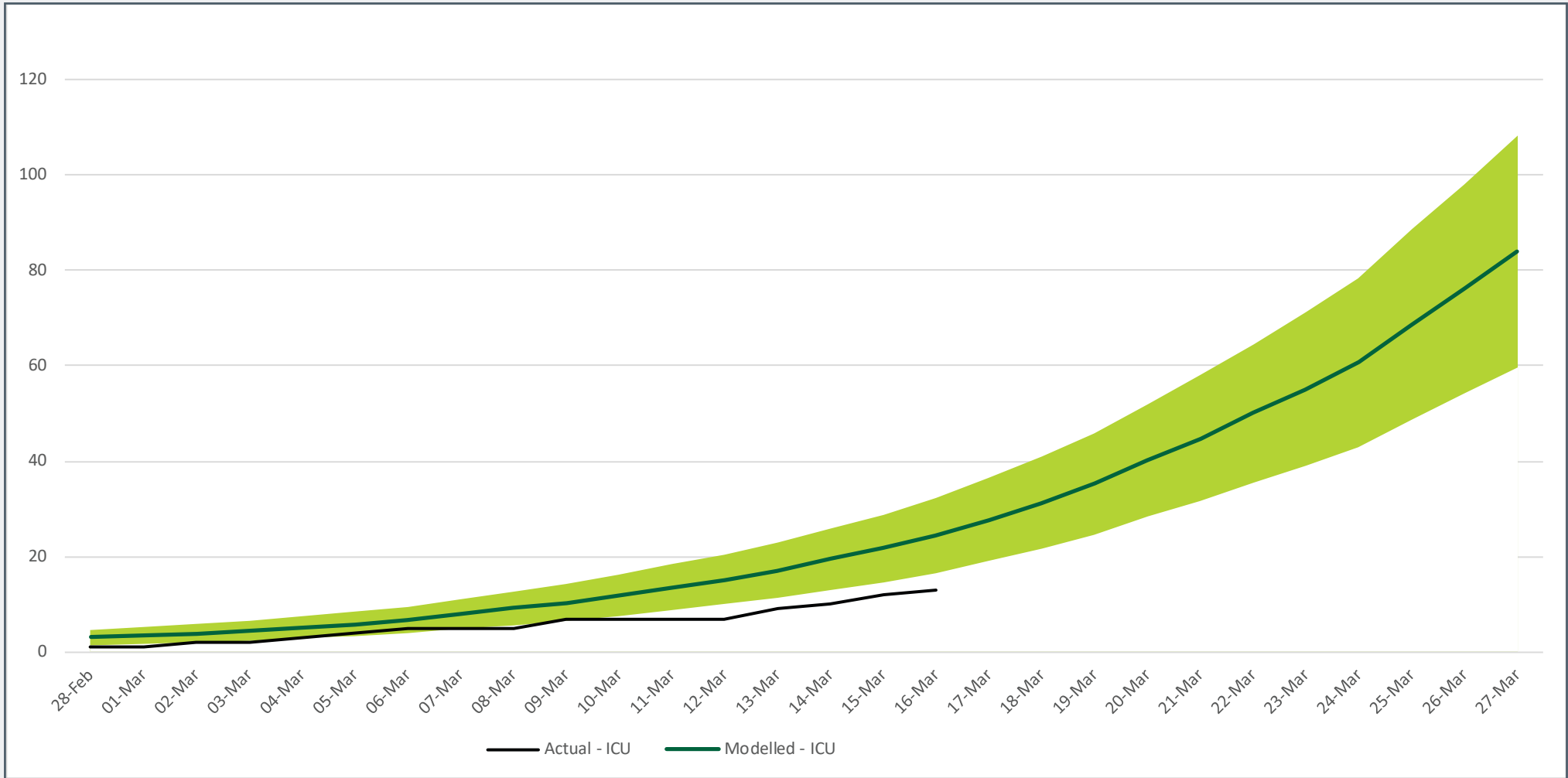
■ Lime: Confidence interval (U95 and L95)

# COVID-19 ward admissions actual vs scenario modelling



■ Lime: Confidence interval (U95 and L95)

# COVID-19 ICU admissions actual vs scenario modelling



■ Lime: Confidence interval (U95 and L95)

# Vaccination status of hospitalisations

## Total hospitalisations

(28 February 2022 to 13 March 2022)

## Total admissions

- Not vaccinated – 25%
- First dose – 7%
- Second dose – 39%
- More than 2 doses – 28%

Includes general ward and ICU admissions

Patient age range for all hospitalisations (on or from 28 February to 13 March)	
Age range	Confirmed (COVID-19) positive patients
Under 10	10.9%
10 – 19	7.7%
20 – 29	11.9%
30 – 39	17.3%
40 – 49	13.2%
50 – 59	12.3%
60 – 69	9.9%
70 – 79	7.1%
80 – 89	6.7%
90+	3.0%