



Government of **Western Australia**  
Department of **Health**

# 2024 Infant RSV Immunisation Program

## Vaccine Ordering and Management

### **Vaccine Management team**

Darren Westphal, Sharon Gough, Kamala Shorter, Andrea Sebine, Jodi Fear

better health • better care • better value

# 2024 New Program

## The new RSV monoclonal antibody Nirsvemab (Beyfortus<sup>®</sup>)

The recommended dosage of Beyfortus<sup>®</sup> in neonates and infants is based on body weight and vulnerability to RSV and is administered as an intramuscular (IM) injection.<sup>1</sup>

### For infants entering their first RSV season:<sup>1</sup>

Body weight at time of dosing	Recommended dosage
Less than 5 kg	50 mg by IM injection
5 kg and greater	100 mg by IM injection

### For children who remain vulnerable to severe RSV disease entering their second RSV season:<sup>1</sup>

Recommended dosage
200 mg by 2 x 100 mg IM injections given at the same visit

# For infants <5kg

- 50 mg dose
- Purple print on box and syringe and purple plunger



# For infants $\geq 5\text{kg}$

- 100 mg dose
- Light blue print on box and syringe and light blue plunger



# Packaging

Example of an open pack



Example of syringe label – with detachable section



# Pre-allocation for catch-up program

- Pre-allocation based on Infanrix-Hexa usage.
- Pre-allocation now complete
- This catchup program is for children born on or after 1 October 2023 only.

# Ongoing ordering

- Top up ordering weekly from 2 April
- Providers eligible for nirsevimab will be able to order as normal.
- Please only order what you need, be cautious not to overorder.

# Birth dose

- Begins 1 May
- Hospitals will be supplied with sufficient supplies






# Stop the TagAlert

Pressing and hold the Stop button for 5 seconds, until the stop sign icon appears on the screen.

## Receiving Vaccines: Reading a TagAlert Monitor


### Step 1: PRESS AND HOLD STOP BUTTON!

Press & hold the STOP button  for approximately 5 seconds until an Octagon  icon appears 

### Step 2: Identify whether there has been a cold chain breach.



If the arrow is pointing to the green tick, no alarms have been triggered and the delivery is **suitable for use** (Figure 1)



# Cold chain

**YOU MUST REPORT ALL COLD CHAIN BREACHES**

- Above 8°C
- Below 2°C
- Cold chain is reported to your local public health unit.

# Cold chain

- This product is very expensive
  - Make sure you have enough space in your vaccine fridge
  - Do not pack the fridge too full or place against the fridge wall
  - Data logger in your fridge with min/max recording every 5 minutes with download function in table format.

# Important Reminders

- Ensure your Onelink account email is current for receiving updates and communication from us
- Update your account details directly with Onelink

# Questions?

# Thank you!

Further queries: [vaccineorders@health.wa.gov.au](mailto:vaccineorders@health.wa.gov.au)